

## WHAT TO DO IF YOU THINK YOU FIND A CANE TOAD?

If you are 100% sure it is a cane toad, kill on sight and report to Bahamas National Trust. The most humane way is to use a plastic bag to pick up, double the bag, tightly seal and place in a freezer for a minimum of four days (4).

**DO NOT RELOCATE CANE TOADS**

**DO NOT ATTEMPT TO SELL TO PET SHOPS**

**DO NOT TRY TO COLLECT A PAIR: MALE AND FEMALE**



**PLEASE REPORT THE LOCATION OF THE SIGHTING TO THE BNT, THE DEPARTMENT OF AGRICULTURE (325-7502) OR THE BEST COMMISSION (322-4546).**

If you are unsure if a cane toad or native frog, capture using a bucket or crate to cover for larger toads or take a photo and contact:




The Bahamas National Trust  
(242) 393-1317  
[canetoads@bnt.bs](mailto:canetoads@bnt.bs)

## Is it a Cane Toad?


*Many suspected toads turn out to be harmless native frogs, so it is important to correctly identify them.*

*Cane toads will not be found on walls, windows, and do not climb trees; they like to be around homes and near the water during breeding times.*

**Cane Toad**  
Average adult length  
is 150 millimetres



## Here are some to



*Cane toads are heavily built and are 4 - 6 inches in length with some reaching about 10 inches and can weigh more than 2.2 lbs. However, in areas with a high toad densities, individuals rarely exceed 4 inches in length.*

### Adult Cane Toads

**Male** -Rough bumpy back spine skin; may have black. **Female**  
- Smoother back spine skin; generally larger than male.

**Color**- The color on top of adult toads' bodies ranges from dull brown to yellowish or blackish (never bright greens, though juveniles have a brighter camouflage pattern that dims with age). The under parts are usually a dirty cream color and juvenile toads have a grey and cream marbled pattern that is lost with age.

### Behavioral Patterns

Cane toads are often seen sitting up proud with a more upright posture than most native frogs. The cane toads are often easy to catch, slow hopping, not a quick, sudden or springing gait; cannot jump relative body length distance that native frogs jump.

### Poison Glands

Poison gland behind external ear (tympanum disc); irregular but generally oval shaped bulging or flat gland; exudes (or rarely squirts when particularly stressed); white colored toxin exudate in response to stress; has tiny poison glands all over warty back skin.



## First - Aid

Cane toads are poisonous at all stages of their life cycle, including as eggs and tadpoles. They secrete, and can squirt, toxin from glands on their shoulders when they are roughly handled or feel threatened. Their toxin causes severe symptoms and even death in people and animals. Cane toads are toxic even after they are dead.



If you or your pet is exposed to toad venom first aid treatment includes irrigating (flushing with water) the eyes, mouth and nose. Seek medical attention if symptoms persist.

**If toxin is squirted into the mouth, immediately flush the mouth with water and take the patient to the emergency department of the nearest hospital.**

When swallowed, the toxin may affect the heart, blood pressure and breathing, and cause paralysis, salivation, twitching and vomiting, with death being possible in severe cases through cardiac arrest, sometimes within 15 minutes.





# Protecting our native frogs

*Frogs may not excite many people, and they certainly repel many more. But they are an important part of our natural heritage. They provide much of the diet of Bahamian snakes and many birds, and are important themselves as they consume thousands of insects each and every year.*



Native Cuban  
Tree Frog



Native Green-  
house Frog



©Lisa Gorospe

Invasive  
Cane Toad



Introduced Eastern Narrow  
Mouthed Toad



©Anthony C. Hepburn  
Introduced Pig Frog

## ell-tale features:

### Cane Toad Eggs

Long neat strings of gelatinous material containing of tiny pairs black eggs, (mature female can lay up to 30,000 twice a year -native frogs lay one up to a few hundred at a time depending on species); ropey strands can be picked up like fishing line if found within 12 hours of deposit; can develop in brackish water; rarely find native tadpoles in same water as cane toad tadpoles.



### Tadpoles

Cane toad tadpoles are different from native species; toad tadpoles are jet black and reach a maximum of about 1 inch long from head to tail. They have non-transparent abdomen skin, and their tails are nearly the same length as their body. The tail has a jet black central muscle with totally transparent fins with no spots or pigment.



### Cane Toad Metamorphs

Tadpoles emerge in their millions as metamorphs, to inhabit muddy waters' edge as tiny black immature black toads.



# Keeping toads out your backyard

## HABITAT & HABIT

Adults hunt at night; cannot survive without fresh water; may only come out of hiding once every 4 days for water; toads have been observed to live after 2 weeks of no water in hot conditions.

They can survive in brackish water and up to 40% sea water. Cane Toads tend to lay their eggs on edges of slow flowing, shallow ponds or any standing body of water; prefers human disturbed environment; can swim; not frightened by humans but learns quickly to avoid being caught; will eat almost anything it can catch; will even eat dog or cat food.

## Check your load for a cane toad

Cane Toads are great stowaways and can easily be transported in your goods and luggage. When you are packing up to leave from an area where cane toads are present, it is important to thoroughly check that you are not accidentally carrying a cane toad.

## Cane toads can hide in many places, such as:

- Boxes, crates and pallets
- Building materials
- Camping equipment (such as folded tarps, tents swags and chairs)
- Vehicles, trailers and caravans
- Boats (under the floor, bait boxes, tackle boxes and engine wells)
- Pipes (such as rod holders and conduit)
- Potted plants and empty pots

There are a number of things you can do to help keep cane toads out of your backyard. The most successful way to ensure your property is toad-free is to regularly 'toad bust' your yard.

## Toad Busting

Toad busting your yard involves regularly checking your property for toads. You'll need a plastic bag or container with air holes to hold the toads, rubber or gardening gloves and eye protection.



©Lisa Gorospe


## Turn off your outside lights

Outdoor lights attract insects which attract cane toads. Reduce the attraction of toads to your house by turning off outside lights as much as possible.

## Reduce water around the house

Cane toads will use any source of water to breed in, so it is a good idea to minimize the amount of water around your house that cane toads can use. If you have a swimming pool your are advised to regularly treat the water to avoid any breeding.

If you have a natural or man-made pond ensure that the water is treated with chlorine or Contact Department of Environmental Health Services Vector Control if other animals are present.



©Lisa Gorospe